

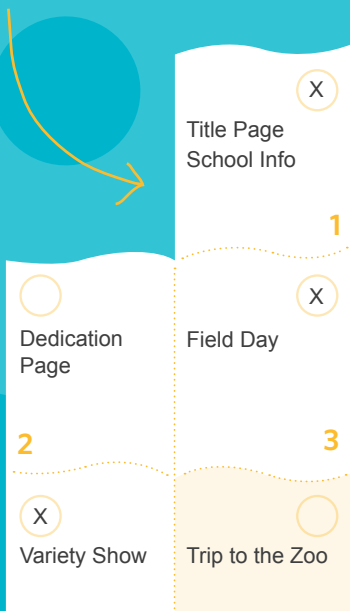


HERFF JONES®  
A Varsity ACHIEVEMENT Brand


# PAGE LADDER

Use this Page Ladder to plan your yearbook. Write the content for each page in the space provided and mark the circle when the page is completed. This allows you to quickly see which pages are finished and which ones need to be completed before your book is ready to submit.

You'll notice that the pages in this ladder alternate colors in four page increments. Because of the way your book is bound, when you change the number of pages in your book you must add or remove four pages at a time. The white and orange sets of pages indicate where those breaks can occur.



The main page ladder consists of four vertical columns representing pages 1 through 24. The pages alternate in color in four-page increments: pages 1-4 are white, 5-8 are orange, 9-12 are white, and 13-16 are orange. This pattern repeats for pages 17-20 (white), 21-24 (orange). Each page has a small circle in the top right corner for marking completion. The page numbers 1 through 24 are printed at the bottom of each page.



25



37



49



26



27



38



39



50



51



28



29



40



41



52



53



30



31



42



43



54



55



32



33



44



45



56



57



34



35



46



47



58



59




36



48



60



61

73

85

62

63

74

75

86

87

64

65

76

77

88

89

66

67

78

79

90

91

68

69

80

81

92

93

70

71

82

83

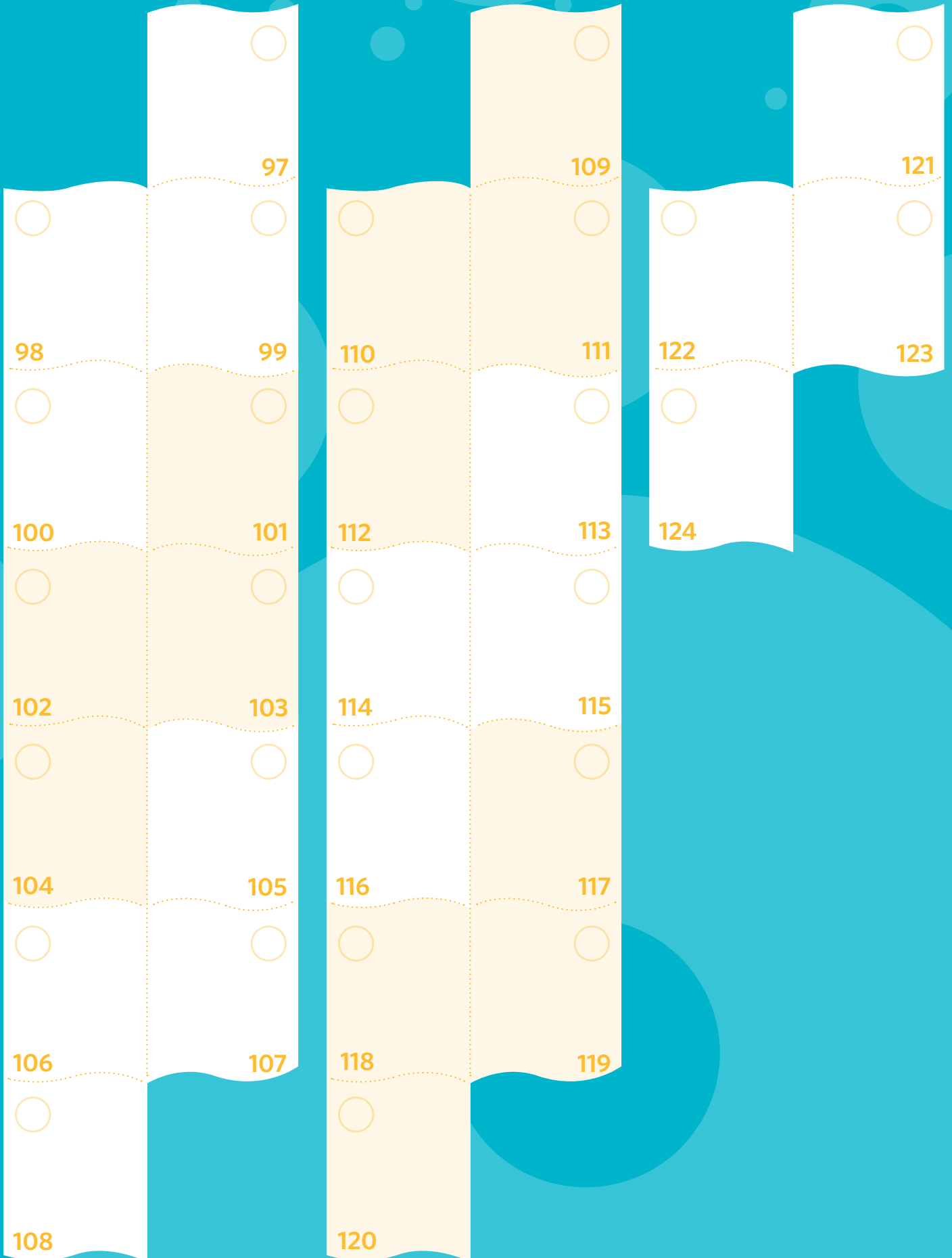
94

95

72

84

96



97



99



101



103



105



107



109



111



113



115



117



119



121



123



124



98



100



102



104



106



108



110



112



114



116



118



120



122

