

CONTENT CREATORS

TABLE OF CONTENTS

STUDENT LIFE ●
ACADEMICS ●
PEOPLE ●
ATHLETICS ●
ORGANIZATIONS ●

In a year with so many unknowns, particularly about how group activities like sports, clubs, and large events will be handled, we do know two things: Student life and learning will continue, and it's our job to record what that looks like for the history books. Use these Content Creators to find easy ways to capture student stories, and use them to find worthy topics to pivot to when normal happenings radically change.

- 1 Insta Posts ●●
- 2 Mask Fashion ●
- 3 Theater Performers ●●
- 4 Club Presidents ●●
- 5 Thank Yous and Goodbyes ●
- 6 Last Normal Photo ●
- 7 Athletes ●●
- 8 Crazy Quarantine Stories ●●
- 9 Election 2020 ●
- 10 Entrepreneurship ●●
- 11 Changes to School Events ●
- 12 Parent Groups ●
- 13 Culture In Our Community ●
- 14 Exercise and Working Out ●●
- 15 Students with Jobs ●●
- 16 Popular Community Spots ●
- 17 School Spirit ●
- 18 In 10 Years... ●
- 19 Social Media ●●
- 20 Hobbies ●●
- 21 Dancers ●●●
- 22 A to Z ●
- 23 Sticker Stories ●●
- 24 Zoom Classes ●
- 25 Teachers Changing Lessons ●
- 26 Admin - Day in the Life ●●
- 27 School & District Changes ●●
- 28 Guidance Counselors ●●
- 29 Improvements Made ●
- 30 Mental Health ●
- 31 What I'm Missing This Year ●
- 32 Helpful Technology ●●
- 33 Silver Linings ●●
- 34 Siblings ●
- 35 Staying Positive ●●
- 36 Outreach to Teachers ●
- 37 History - Pandemic Artifacts ●●●
- 38 Student Art at Home ●●●
- 39 Community During COVID ●
- 40 Impulse Buys ●
- 41 College Search ●●
- 42 Social Justice ●●
- 43 Daily Routines ●●●
- 44 Friendships & Staying Connected ●
- 45 English Request - Surveys ●●
- 46 Science at Home ●
- 47 Teaching From Home ●
- 48 College Recommendations ●●
- 49 Home Workspace ●●
- 50 Multiple People Working at Home ●
- 51 Quarantine Hair ●
- 52 First Person I Want to Hug ●●
- 53 Photography Classes ●
- 54 Changes to Hands On Classes ●
- 55 Music Done Remotely ●●
- 56 Theater Department ●●
- 57 Creative World ●
- 58 Celebrations ●
- 59 What We Are Watching ●
- 60 Virtual Backgrounds ●
- 61 First Day of School Attire ●●
- 62 Standardized Tests ●
- 63 Remote Academic Projects ●
- 64 Gaming ●●
- 65 Student Journalists ●●
- 66 Study Sessions ●
- 67 Teachers Retiring ●●
- 68 New Faculty ●●
- 69 Feeding Families in Need ●
- 70 Backpacks ●
- 71 Library ●●
- 72 School Nurse ●
- 73 Custodial Staff ●
- 74 Talented Students ●
- 75 Organized Sports ●
- 76 Athletes At Home ●●
- 77 Coach Perspective ●
- 78 Captain Perspective ●
- 79 College Recruitment ●
- 80 Club Involvement ●
- 81 Service Clubs ●
- 82 Helpers ●●
- 83 Essential Workers ●●
- 84 Future Plans ●
- 85 Tech Woes of Remote Ed ●
- 86 Parents ●
- 87 Weather Woes ●
- 88 Quarantine Chic ●●
- 89 Yearbook Staff ●●
- 90 Dear Corona ●●
- 91 By the Numbers ●
- 92 Musicians ●●
- 93 I'd Be Lost Without... ●
- 94 First Day K, First Day 12 ●●
- 95 Tik Tok Game ●●
- 96 Pets ●●
- 97 Food We Cooked ●●
- 98 Takeaway Food & Groceries ●
- 99 Lawn Signs & Banners ●●●
- 100 My Playlist ●●
- 101 Learning to Drive ●
- 102 Travel ●
- 103 Staycation ●
- 104 Trends at Home ●
- 105 Throwback Pics ●
- 106 Timelines of School Life ●
- 107 New School Traditions ●
- 108 Dating ●
- 109 Boredom Busters ●
- 110 Selfies ●
- 111 Remember Me As... ●
- 112 10 Things You Must Do ●
- 113 Family Hang Time ●●
- 114 Struggles and Joys ●
- 115 Improvements Before & After ●●
- 116 Unsung Heroes ●●
- 117 Secret Talents ●
- 118 Student Government ●
- 119 English Dept - Captioned Pics ●●
- 120 Words & Stats Part 1 ●
- 121 Words & Stats Part 2 ●

CONTENT CREATORS

GOOGLE FORMS: WE'VE BUILT THEM. YOU SEND THEM.

To help you source content for your yearbook, we're not only arming you with 121 different ideas for spreads, but we've also pre-built a Google Form for every single one. Click any topic below, and you'll be prompted to save your own copy of the proper Google Form. To gain a better understanding of how to use Google Forms for this kind of content outreach, simply [CLICK HERE](#) for a video tutorial that explains both the Creators and Google Forms!

- 1 Insta Posts
- 2 Mask Fashion
- 3 Theater Performers
- 4 Club Presidents
- 5 Thank Yous and Goodbyes
- 6 Last Normal Photo
- 7 Athletes
- 8 Crazy Quarantine Stories
- 9 Election 2020
- 10 Entrepreneurship
- 11 Changes to School Events
- 12 Parent Groups
- 13 Culture In Our Community
- 14 Exercise and Working Out
- 15 Students with Jobs
- 16 Popular Community Spots
- 17 School Spirit
- 18 In 10 Years...
- 19 Social Media
- 20 Hobbies
- 21 Dancers
- 22 A to Z
- 23 Sticker Stories
- 24 Zoom Classes
- 25 Teachers Changing Lessons
- 26 Admin - Day in the Life
- 27 School & District Changes
- 28 Guidance Counselors
- 29 Improvements Made
- 30 Mental Health
- 31 What I'm Missing This Year
- 32 Helpful Technology
- 33 Silver Linings
- 34 Siblings
- 35 Staying Positive
- 36 Outreach to Teachers
- 37 History - Pandemic Artifacts
- 38 Student Art at Home
- 39 Community During COVID
- 40 Impulse Buys
- 41 College Search
- 42 Social Justice
- 43 Daily Routines
- 44 Friendships & Staying Connected
- 45 English Request - Surveys
- 46 Science at Home
- 47 Teaching From Home
- 48 College Recommendations
- 49 Home Workspace
- 50 Multiple People Working at Home
- 51 Quarantine Hair
- 52 First Person I Want to Hug
- 53 Photography Classes
- 54 Changes to Hands On Classes
- 55 Music Done Remotely
- 56 Theater Department
- 57 Creative World
- 58 Celebrations
- 59 What We Are Watching
- 60 Virtual Backgrounds
- 61 First Day of School Attire
- 62 Standardized Tests
- 63 Remote Academic Projects
- 64 Gaming
- 65 Student Journalists
- 66 Study Sessions
- 67 Teachers Retiring
- 68 New Faculty
- 69 Feeding Families in Need
- 70 Backpacks
- 71 Library
- 72 School Nurse
- 73 Custodial Staff
- 74 Talented Students
- 75 Organized Sports
- 76 Athletes At Home
- 77 Coach Perspective
- 78 Captain Perspective
- 79 College Recruitment
- 80 Club Involvement
- 81 Service Clubs
- 82 Helpers
- 83 Essential Workers
- 84 Future Plans
- 85 Tech Woes of Remote Ed
- 86 Parents
- 87 Weather Woes
- 88 Quarantine Chic
- 89 Yearbook Staff
- 90 Dear Corona
- 91 By the Numbers
- 92 Musicians
- 93 I'd Be Lost Without...
- 94 First Day K, First Day 12
- 95 Tik Tok Game
- 96 Pets
- 97 Food We Cooked
- 98 Takeaway Food & Groceries
- 99 Lawn Signs & Banners
- 100 My Playlist
- 101 Learning to Drive
- 102 Travel
- 103 Staycation
- 104 Trends at Home
- 105 Throwback Pics
- 106 Timelines of School Life
- 107 New School Traditions
- 108 Dating
- 109 Boredom Busters
- 110 Selfies
- 111 Remember Me As...
- 112 10 Things You Must Do
- 113 Family Hang Time
- 114 Struggles and Joys
- 115 Improvements Before & After
- 116 Unsung Heroes
- 117 Secret Talents
- 118 Student Government
- 119 English Dept - Captioned Pics
- 120 Words & Stats Part 1
- 121 Words & Stats Part 2

GOOGLE FORMS

GATHER CONTENT EASILY USING ALREADY MADE GOOGLE FORMS!

With Google Forms, Google has made it very easy to both seek and gather content from many people, whether it's text, polls or even photos. To accompany our Content Creators (121 ideas for content that will fully reflect life this school year), we've created a Google Form for each one so that you can easily send requests and receive content back!

1. GOOGLE ACCOUNT

- To use a Google Form, you do need to have a Google account (and yes, gmail counts, as does being part of a Google classroom or Google suite!)

2. NAVIGATE TO THE FORMS

- We've made it easy to find the Google Form you need: Simply click whatever topic you are interested in right on the Google Forms sheet (page 2 if you're looking at the Content Creators book!) Each topic is linked directly to its corresponding Google Form.



3. COPY THE FORM

- As you click a topic, Google Forms will launch, and you'll be prompted to "Copy Document." This is what you want! Click "Make a Copy".

4. PRO TIPS ON WHAT HAPPENS WHEN YOU MAKE A COPY

- Copying the Google Form means it lives in YOUR Google Drive now - you are the "owner" of the Form. You have full permissions to change the Form in whatever way suits you best (and we will show you a few of those options.) The Form AND any content that comes in for it live in the owner's Google Drive. Remember, the owner is whoever makes the copy of the Form!

5. HOW TO SHARE A FORM

- Anywhere you see "Share" or "Send", you'll have options for sending the Form. To send to a handful of people, click the purple "Send" button and input in email addresses. If you want to get distribute this to many people, we think it's easiest to click the "link" icon, generate/copy the URL, and put it in an eDesign Send & Sell message to your chosen demographic. PS - Keep "Collect email addresses" checked so that you can get in touch with the person responding if necessary!

6. HOW TO NAME YOUR FORM

- When you make your copy, the first thing you want to do is give the Form a name that works for you. The title in the upper left is for your organizational purposes: Only you will see this. The second title you see is what the public will see: It will be in the subject line of the email when you send it out, and people will also see it on the Form itself. You can (and should) adjust these to what works best for you.

7. COLLECTING PHOTOS VIA GOOGLE FORM

- Google makes this so easy. Look through your form and find the question that asks people to share photos with you. You'll need to set that question format to "File Upload." Take a look at the many formats of questions you can use:

- When you create a "File Upload" question, Google will automatically create a "companion" folder for this form where any photos shared will be stored. This folder will live in your Google Drive, and the folder will have the same name as the Google Form itself. This is why we encourage you to rename the form for yourself, AND it's why WE couldn't create the "File Upload" format for you: The instant you choose File Upload, that magic folder of photos will populate in the Google Drive of the person working on the form.

- Secondly, you can set multiple preferences regarding file uploads. You can restrict files to ONLY image files, for instance. You can set how many images you want a person to share - 1, 5, or 10. You can set a limit on file size. These are easy controls, and they are yours to adjust within "File Upload".

8. VIEWING RESPONSES & PHOTOS SHARED

- You can go back to the Form itself by finding it in your Drive and opening it. The instant you receive your first response, you'll see options to view those responses. You can view a summary of all responses, you can look at responses to individual questions, OR you can look at a single person's response. You can even download the entire thing into a Google Sheet. You'll even see a quick link to "View Folder" for any files that have been shared with you; this will take you right into the proper folder in your Google Drive so you can access the full files.

CONTENT CREATOR

2 - MASKS

TASK: Gather photos with quotes that reflect a diverse sampling of our students in their mask fashion.

COMMUNICATION: Copy and paste for your yearbook staff members: “This week for yearbook content, we are going to collect photos and quotes that represent mask fashion of our students. We are looking for creativity! Please reach out via one social media platform, and text 10 friends, and ask them to send a photo of themselves in their favorite mask with a quote on what they love about their mask. Ask your friends to pass it on to their friends and keep it going. Each staffer is to get at least five photos and quotes and upload them to eDesign with the Topic of “Mask Fashion”. Keep the quotes to input later. Any questions? Text me at [PHONE NUMBER HERE].”

POSSIBLE TWISTS: Consider spreads or mods with:

- Masks that make a statement
- Masks that are funny
- Teachers in masks
- Your principal wearing a mask
- Plain vs. colorful masks
- Alternatives to masks that students have worn

INSPIRED DESIGNS: Take a look at these awesome layouts from the Herff Jones family that could work for this kind of topic! Recreate, modify, or let your creative brain lead you to something entirely new - whatever you choose, it's all up to you!

ACTON BOXBOROUGH HS



PLEASANT GROVE HS




PANTERA MEAD HS



CHAPEL HILL CHAUNCY HALL



LEXINGTON HS



MIRMAN SCHOOL



CONTENT CREATOR

6 - LAST NORMAL PHOTO

TASK: Reach out to a mix of students and ask them to scroll back in their smartphone and share the last photo they took before COVID shutdowns.

COMMUNICATION: Copy and paste in an email to chosen students (all grades):

"Hello from the yearbook staff. We want to include you in the yearbook! In total, this will take less than five minutes - super easy!

Please scroll back in your smartphone and share the "last normal picture" you took before COVID shut things down (odds are this picture would have been taken in the second or third week of March.) Please send us that photo AND give us a sentence or two to tell us what's happening in the photo - what memory does it hold for you?


We really thank you for taking the time to do this; we couldn't make this book without your help...this year especially! Please send us what you can by **[DATE HERE]**. THANK YOU!"

POSSIBLE TWISTS: Other potential spread/mod ideas:

- Ask students for the first photo they took after coming out of quarantine.
- Ask for the first picture they took in any given month and what the story was.
- Ask for the weirdest/coolest/proudest photo they have on their phone and the story behind it.

INSPIRED DESIGNS: Take a look at these awesome layouts from the Herff Jones family that could work for this kind of topic! Recreate, modify, or let your creative brain lead you to something entirely new - whatever you choose, it's all up to you!

DESERT MOUNTAIN HS




REDONDO UNION HS



SAN MARINO HS



WELLESLEY COLLEGE



WAYLAND HS



CORONA DEL SOL



CONTENT CREATOR

15 - STUDENTS WITH JOBS

TASK: Gather information from students who are working during the pandemic. We are also interested in any special safety measures they practice while working. Do you know any students who care for siblings while their parents work? We will need a photo of these students at their job.

COMMUNICATION: Copy and paste to email/text students or post to social media.


We are interested in hearing from any students who have a job. Where do you work? What special safety measures have been implemented during the COVID-19 pandemic? We would also like to hear from any students who care for their siblings after school. If you'd like to be featured in this year's book, please email [\[EMAIL ADDRESS HERE\]](#). We will also need a photo of you at work. If you care for siblings, send us a photo of you with your brother(s)/sister(s). Please share photos through [\[SUBMISSION METHOD HERE\]](#).

POSSIBLE TWISTS:

- Working with the Public During a Pandemic
- Caring for Siblings
- Working Virtually from Home
- Unusual Jobs
- Teachers Working from Home with Small Children
- Job Search/Losing a Job During the Pandemic

INSPIRED DESIGNS: Take a look at these awesome layouts from the Herff Jones family that could work for this kind of topic! Recreate, modify, or let your creative brain lead you to something entirely new - whatever you choose, it's all up to you!

CORNING PAINTED POST HS




BRIGHTON HS



WALNUT CAYUSE HS



WESTFIELD MS



TEMPLE CITY HS



FLINTRIDGE PREP



CONTENT CREATOR

16 - POPULAR PLACES IN OUR COMMUNITY

TASK: Brainstorm the popular places in our community to gather, purchase food/drink or to be photographed. Gather photos of those places and have students comment on their significance.

COMMUNICATION: Copy and paste to email/text students or post to social media.

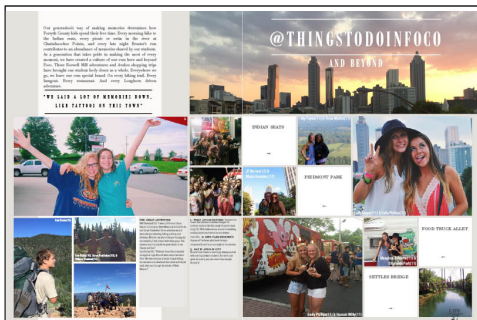
If you would like to be featured in the yearbook, let us know your favorite places to hangout in our city/town. What's your favorite place to eat or get a beverage? Is there a landmark that depicts our community? Send your comments to [\[EMAIL ADDRESS HERE\]](#). If you have a photo or yourself at one of these locations, you may share through [\[SUBMISSION METHOD HERE\]](#).

POSSIBLE TWISTS:


- Popular murals/locations in town for the perfect selfie
- What's the weather/seasons like in our community?
- My secret spot in town is...
- Students with family-owned businesses in town
- You know you're from [\[YOUR TOWN HERE\]](#) if...
- 20 things everyone must do before they leave town.
- Businesses in town that reliably employ high school students or sponsor school teams/clubs/events.

INSPIRED DESIGNS: Take a look at these awesome layouts from the Herff Jones family that could work for this kind of topic! Recreate, modify, or let your creative brain lead you to something entirely new - whatever you choose, it's all up to you!

LAMBERT HS




SUNNY HILL HS



BRIGHTON HS



CORAL GABLES HS



CAMPO VERDE HS



MUNSTER HS



CONTENT CREATOR

22 - A TO Z

TASK: Brainstorm elements of your school community to construct an A to Z look at school this year.

COMMUNICATION: Choose two or three yearbook staffers to share this project. Send to them: Hey friends! We're going to do a cool spread on [YOUR SCHOOL HERE] from A to Z, and we'd like you to help brainstorm & gather the content. Can you please work with [STAFFER NAME HERE] to come up with the list of items/people/locations for each letter of the alphabet, and can you work to get a photo of each? To get you started, A could be "A Wing, the place where we experience hands on science labs." Please upload photos directly to eDesign and tag as [TOPIC HERE]. Deadline = [DATE HERE]. Any questions? Text me at [PHONE NUMBER HERE].

POSSIBLE TWISTS:


- A to Z of things that are trendy this year (includes pop culture.)
- A to Z of the community at large, including both school and the town.
- A to Z of the 12-year school experience of the seniors.

INSPIRED DESIGNS: Take a look at these awesome layouts from the Herff Jones family that could work for this kind of topic! Recreate, modify, or let your creative brain lead you to something entirely new - whatever you choose, it's all up to you!

TEXAS HS




THAYER ACADEMY



LEXINGTON HS



WATERFORD KETTERING HS



THAYER ACADEMY



LEXINGTON HS



CONTENT CREATOR

31 - WHAT I'M MISSING THIS YEAR

TASK: With things being so different, people are obviously missing parts of day-to-day life as well as normal, traditional events. Reach out to students to see which things/activities they miss most right now.

COMMUNICATION: Copy and paste in an email/social media post:

“Hey [MASCOT NAME HERE]! We know you’re missing normalcy these days. What are some of the things you miss most about your pre-COVID life? What do you wish you had back? What events do you mourn the loss of?” Email us [EMAIL ADDRESS HERE] to talk to us about both the little things and the big things you miss about ‘the way things used to be!’”

POSSIBLE TWISTS: Consider other questions to ask

- What things that are gone do you hope won’t come back?
- What’s something you/your family had to cancel as a result of the pandemic?
- What trends are you already over?
- How are you “filling the gap” created by a school experience you’d have lost?

INSPIRED DESIGNS: Take a look at these awesome layouts from the Herff Jones family that could work for this kind of topic! Recreate, modify, or let your creative brain lead you to something entirely new - whatever you choose, it’s all up to you!

JAMES ENOCHS HS




GROTON DUNSTABLE HS



CORNING PAINTED POST




BROOKLYN TECH HS



REDONDO UNION HS



MEAD HS



CONTENT CREATOR

33 - SILVER LININGS

TASK: Remind everyone that there are positives that came from our time spent in COVID quarantine and re-opening phases. Gather stories, photos, quotes and more from things people enjoyed in the days of COVID.

COMMUNICATION: Copy and paste for your yearbook staff members:

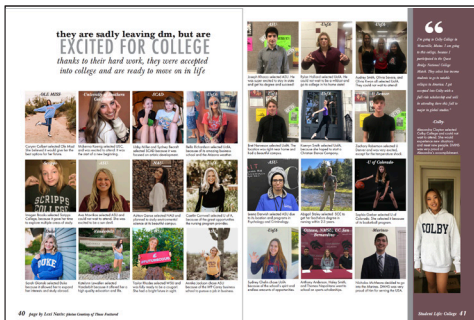
“We are collecting stories, quotes and photos expressing the positive side of COVID quarantine and the phases of re-opening. Ask students who have not yet been featured in this yearbook to list 3 ways they spent their time during quarantine that they know was a positive for themselves or for someone else. Have them share photos from their time well spent. Submit your story, quote and/or photo to [\[SUBMISSION METHOD HERE\]](#).”

POSSIBLE TWISTS: Specific angles to consider taking:

- Think about your parents, grandparents and other extended family, did you spend more time with them?
- Were you able to teach a sibling something while spending more time together?
- Did you master a new hobby, talent or learn a few new card games or card tricks?
- Were you able to learn to cook or did you try out new Tik Tok recipes?
- Did your college siblings move home allowing you to remote learn with them and maybe learn a bit more about college classes and college life?
- Did your sleep schedule change for the better?
- How did the shift away from academics as usual help you?
- How did you see the community supporting each other (both school and town?)

INSPIRED DESIGNS: Take a look at these awesome layouts from the Herff Jones family that could work for this kind of topic! Recreate, modify, or let your creative brain lead you to something entirely new - whatever you choose, it's all up to you!

DESERT MOUNTAIN HS



LAKE CENTRAL HS



LONGMONT HS



TEXAS HS



PLEASANT GROVE HS



MESQUITE HS



CONTENT CREATOR

37 - HISTORY DEPT & ARTIFACTS OF THE PANDEMIC

TASK: Reach out to the history department head and ask if they'd consider a department-wide assignment for all grades that involves documenting this time in our lives. This could potentially result in content for multiple topics/spreads in your book.

COMMUNICATION: Copy and paste this email for the history department head.

"Hey [TEACHER NAME HERE]! As you know, I work on the school's yearbook, and as you can imagine, this year is going to be the ultimate yearbook challenge for us to get the content we need for our pages. We are committed to recording this unusual period in our school's history, and we have an idea that we think would be good for us and good for history classes. Here's what we have in mind:

Would you consider a department-wide assignment at some point this fall that asks students to be historians of the pandemic? The remote-based assignment is simple: Ask them to take/submit a picture that represents this time in their life and compose a sentence or two about the significance of this photo. Ideally, a parent will take this image so that it features the student. It could show them working on an at-home project, a screenshot of a remote class (if you allow that), hanging out with friends 6-ft apart, etc... All of these images of present life will be the artifacts of this time. We want to include them in print and think that the concept fits with the lessons of history. Please let me know your thoughts/ideas. We'd be so grateful to partner with you in this way! Just reach back out by email and we'll go from there. Thank you!"

POSSIBLE TWISTS:

- Reach out to individual history teachers if you don't get a response to this.
- Ask English Dept. head to make this a department wide assignment with focus on caption writing.
- Include the 4-minute Smithsonian podcast on how they are archiving the pandemic.

INSPIRED DESIGNS: Take a look at these awesome layouts from the Herff Jones family that could work for this kind of topic! Recreate, modify, or let your creative brain lead you to something entirely new - whatever you choose, it's all up to you!

GROTON DUNSTABLE HS



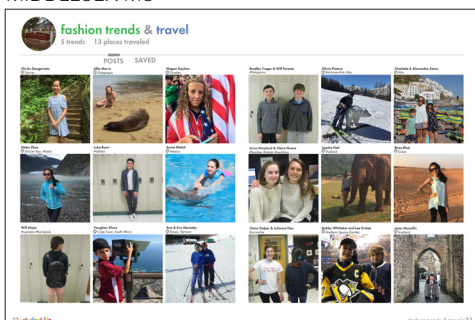
FLINTRIDGE PREP



ROBINSON MS



MIDDLESEX MS



BRIGHTON HS



LONGMONT HS



CONTENT CREATOR

42 - SOCIAL JUSTICE - DID YOU PARTICIPATE IN A RALLY OR VIGIL

TASK: Seek out students who participated in OR hosted rallies, protests, vigils or another charitable event this year, whether it was related to COVID, BLM, or the environment. Find the students who got involved and get their stories.

COMMUNICATION: Copy and paste for your yearbook staff members: "Hey guys! For this assignment, you need to find TWO students who participated in a rally, a protest, a vigil or a charitable event. Comb social media, ask your friends and have them ask their friends to get a couple of students. Email me the names of the students you are focusing on so we don't have a lot of overlap. I will let you know if you need to look for someone else because your person is already taken. For each student you will need to interview them however you feel most comfortable, whether that be in person, a phone call, text or a virtual video call. Remember to get the important questions of who, what, when, where, why and how answered. Why was this event important to them and important to this time in our world? Make sure details are specific with dates, locations, names, grades, etc. Also, please get at least THREE good quotes AND ask them for any pictures they may have from their event. Write it all up in a Word document, name it [NAME HERE], and email it to me by [DUE DATE HERE]. All images received should be uploaded to eDesign and tagged with the Topic [TOPIC HERE]. Any questions? Text/Email me at [PHONE NUMBER OR EMAIL HERE]."

POSSIBLE TWISTS:

- Look into whether any of your school's clubs participated in a rally, vigil or charitable event as a group effort.
- Were any rallies or vigils held AT your school? Find the student leaders!
- Was your school used by the community for an area need this past spring, summer or early fall?

** Remember to give students credit for their pictures when you use them in the yearbook!*

INSPIRED DESIGNS: Take a look at these awesome layouts from the Herff Jones family that could work for this kind of topic! Recreate, modify, or let your creative brain lead you to something entirely new - whatever you choose, it's all up to you!

SMOKY HILLS HS



REDONDO UNION HS



LANGLEY HS



THOMAS JEFFERSON HS



SOUTH HILLS HS



SMOKY HILLS HS



CONTENT CREATOR

47 - TEACHING FROM HOME

TASK: Reach out to teachers from every department to gather a diverse sampling of educators in your school. Your goal is to find out what are the joys and pains of teaching from home.

COMMUNICATION: Copy and paste for your staff members:

"Hey everyone! This week for yearbook content, we are looking for teachers in their working environment: offices, couches, outside, wherever. We want to see photos of them in the place they host their virtual classes whether that be in a designated space or on a porch or under a tree. You know they are moving around. We are looking to cover how teachers have created their teaching space that's outside of the normal classroom. We are looking for the joys and pains of teaching at home. We KNOW it's not all sunshine and roses running classes from home. What is working well? What is not? What is the nightmare? What do they see as the positives in their virtual classroom? What would they fix if they could about their online woes? Ask them to submit a screenshot, selfie or a family member-taken environmental portrait. Please upload to eDesign and tag with 'Teacher JP.'"

POSSIBLE TWISTS: Specific angles to consider taking:

- It's great to cover teachers in their spaces, but how about students in theirs?
- Pros and cons of home/virtual school from the kid side
- Best aspects, worst aspects from teachers
- How are teachers doing their job and managing their own children?
- Interview a teacher about what their prep for the year was like.

INSPIRED DESIGNS: Take a look at these awesome layouts from the Herff Jones family that could work for this kind of topic! Recreate, modify, or let your creative brain lead you to something entirely new - whatever you choose, it's all up to you!

LANGLEY HS



TRINITY CHRISTIAN HS



CORAL GABLES HS



MESQUITE HS



BRIGHTON HS



COOPER MS



CONTENT CREATOR

49 - HOME WORK SPACE

TASK: What do the home workspaces of students at your school look like?

COMMUNICATION: Copy and paste for your staff members:

“Hey everyone! This week for yearbook content, we are looking for the home workspace. Where are students working? Do they have a designated space? Do they work from their rooms? Do they share space with siblings and parents and battle for the wifi? Find out the best and the worst of their space: What do they love? What do they hate? What are the best/worst aspects of their space? How do they have to share with siblings? Do any students head to other places to work? Where do they go and why? Ask for selfies within the space or ask them to have a family member take their photo. Please upload to eDesign and tag with ‘Student Workspace.’”

POSSIBLE TWISTS: Selfies are a great resource, but if a student only sends you a photo of their space, you have options:

- Ask them to point out five things they have in their space that are irreplaceable
- Create a diagram of what’s what and why it’s important.
- Have a great designer/artist on your staff design the best student workspace
- Tips on how to carve out the best work space in a crazy house
- Tips on how to stay sane in sharing space, equipment, bandwidth in times of COVID.




**SAMPLE
PICS**

INSPIRED DESIGNS: Take a look at these awesome layouts from the Herff Jones family that could work for this kind of topic! Recreate, modify, or let your creative brain lead you to something entirely new - whatever you choose, it’s all up to you!

VALHALLA HS



LANGLEY HS




BEDFORD HS



ROCK RIDGE HS



MOUNTAIN VIEW HS



TEMPLE CITY HS



CONTENT CREATOR

58 - CELEBRATIONS IN THE TIME OF COVID

TASK: Gather photos and stories about celebrations that happened during quarantine. Think specifically about students who had to get creative to celebrate their big milestones or exciting events (think birthdays, bar mitzvahs, quinceaneras, etc...)

COMMUNICATION: Copy and paste for your yearbook staff members:

“Hey crew! Today’s big assignment is finding and interviewing 6 students about parties, celebrations or events that had to happen in a more creative way due to COVID restrictions. Ask each student you interview to send 3-4 high resolution pictures from their celebration. Think about more than just birthdays! Some ideas to get you started include family weddings, graduation parties for siblings, sweet sixteen, becoming “legal” (turning 18), getting your drivers license, passing your AP test, etc. Upload all pics to eDesign under the topic of “Celebrations.” Add all pics & text to a practice page in eDesign, save as a template, and name it “COVID Celebrations - Your Name” Thanks a million!”

POSSIBLE TWISTS:

- Does anyone have videos of a car parade? Get the URL and put a QR code in the book!
- Did teachers do a car parade, either to celebrate the end of last year or to mark the start of a new one? Again, QR code to the video of this.
- Mod on “tips to throw a socially distant party”
- Find happy content on social media and use screenshots with permission

INSPIRED DESIGNS: Take a look at these awesome layouts from the Herff Jones family that could work for this kind of topic! Recreate, modify, or let your creative brain lead you to something entirely new - whatever you choose, it’s all up to you!

MESQUITE HS



TEXAS HS



MUNSTER HS



ENOCHS HS



GABRIELINO HS



SAN MARINO HS



CONTENT CREATOR

60 - VIRTUAL BACKGROUNDS

TASK: Now that students are spending so much time on virtual video calls, some have gotten creative with their backgrounds. Gather images from students with their fun and creative virtual backgrounds.

COMMUNICATION: Copy and paste for your yearbook staff members:

“Hey staff! With so much being moved to the virtual realm, many are relying on video chat platforms like Zoom, Microsoft Teams, Google Meet, etc. Some of our students have gotten really creative with their virtual backgrounds, and we want to include some of those fun examples in the yearbook! Find 3 students who had a fun, creative or funny virtual background and ask them to send you a screenshot. Upload all pics to eDesign under the topic of “Virtual Backgrounds.” Thanks a million!”

POSSIBLE TWISTS:

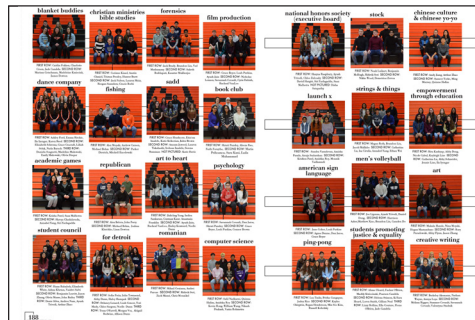
- Create a superlative category for “Best Virtual Backgrounds”
- Ask permission to screenshot any teachers with great backgrounds.
- Did anyone use filters while in class? Screenshots with permission.

INSPIRED DESIGNS: Take a look at these awesome layouts from the Herff Jones family that could work for this kind of topic! Recreate, modify, or let your creative brain lead you to something entirely new - whatever you choose, it's all up to you!

MOUNTAIN VIEW HS



NORTHVILLE HS



TIGER HS



CUPERTINO HS



GROTON DUNSTABLE HS



CROWN POINT HS



CONTENT CREATOR

65 - STUDENT JOURNALISTS

TASK: Cover your colleagues by reporting on fellow journalists and different student media in your school.

COMMUNICATION: Copy and paste for your yearbook staff members:

“Hey everyone! This week for yearbook content, we are reporting on what we know best - student journalism! Find a fellow student journalist to cover and ask them to document what their jobs look like now. We are looking for photos of reporters covering events, doing interviews, and putting together their publications. Social media is a great place to start asking for existing photos, but make sure you are also showing up (when you can) to cover these students in action. Ask questions about how each student journalist’s Process and Product has changed or evolved.”

POSSIBLE TWISTS:

- Investigate how content gathering has changed. Are there new procedures for interviewing and photo shoots? How does technology help and hinder the process?
- How are student publications building and training their teams this year? Find out what a mix of online and in-person training looks like? What about conferences, camps and workshops? How is team-building and camaraderie different?
- How is readership different this year? Have any student media changed platforms? Is the student body more or less engaged? How are yearbook sales looking? Have publications changed their approach to social media and engagement?

INSPIRED DESIGNS: Take a look at these awesome layouts from the Herff Jones family that could work for this kind of topic! Recreate, modify, or let your creative brain lead you to something entirely new - whatever you choose, it’s all up to you!

MADISON HS



CHANTILLY HS



MADISON HS



ANTELOPE HS



ROCK RIDGE HS



LEGEND HS



CONTENT CREATOR

76 - ATHLETES AT HOME

TASK: Survey athletes on how they are keeping up with their sport outside of school; profile a few of them.

COMMUNICATION: Look through last year's fall sports rosters and email those who have not graduated. Be sure to include JV teams. Create a Google form and send it to those students. In the form include:

- Name & Grade
- Sport you would be playing at school
- How many hours are you working out at home (for best survey results, control the choices. For example, allow them to select one answer from "over 10 hours/week; 8-9 hours/week; 6-7 hours/week; 4-5 hours/week; 2-3 hours/week; an hour or less/week")
- Are you playing this sport with an outside club?
- Are you working out alone or with a teammate
- Open ended question for the athlete to type a longer answer, like "How has your workout changed while staying at home?" or "How do you stay motivated to work out when you don't have a scheduled practice?"


Once you receive several responses, you can decide who will be featured and ask them for the type of picture you would like from them (work out action, head shot with mask on, etc.)

POSSIBLE TWISTS: Specific angles to consider taking:

- Side-by-side comparison of athletes from different sports—e.g. put a football player next to a cross country runner and compare their workouts
- Public places/parks that students go to train.
- Students wearing masks with their favorite team logo
- Challenge two athletes to swap workouts—e.g. a water polo player and volleyball player.
- Athlete nutrition in a time of less activity

INSPIRED DESIGNS: Take a look at these awesome layouts from the Herff Jones family that could work for this kind of topic! Recreate, modify, or let your creative brain lead you to something entirely new - whatever you choose, it's all up to you!

LAMBERT HS



TEMPLE CITY HS



WESTFIELD MS



POTOMAC FALLS HS



SMOKY HILL HS



CHRIST PRESBYTERIAN ACADEMY



CONTENT CREATOR

82 - HELPERS: HOW DID YOU VOLUNTEER IN THIS TIME?

TASK: Gather stories from students and faculty that reflect ways they participated in helping others during the COVID-19 pandemic.

COMMUNICATION: Copy and paste for your yearbook staff members:

"Hey, everyone! This week for yearbook content, we are going to collect "COVID-19: Look for the Helpers," stories. We need to represent our students and faculty who have already or are currently volunteering for COVID-19 relief efforts. Could everyone please find 10 posts or accumulate 10 story starters from around our community? If you find the story in a social media post, please get permission to use the story and then take a high resolution screenshot of the post. Please upload to eDesign and tag with the Topic of "COVID Helpers." Any questions? Text me at [PHONE NUMBER HERE]."

POSSIBLE TWISTS: There are tons of places to find these stories. Local news and social media posts can provide a lot of this information to help you get started with your brainstorming for this topic. Consider searching for and asking questions about the following:

- Sewing masks
- Providing meals
- Caring for the elderly
- Creating face shields
- Feeding the medical staffs
- Making encouraging banners for the frontline workers
- Tutoring students via eLearning
- Giving blood
- Fundraising efforts

INSPIRED DESIGNS: Take a look at these awesome layouts from the Herff Jones family that could work for this kind of topic! Recreate, modify, or let your creative brain lead you to something entirely new - whatever you choose, it's all up to you!

TRUMBULL HS



THOMAS JEFFERSON HS



BRIGHTON HS



THOMAS JEFFERSON HS



ROCK RIDGE HS



SMOKY HILLS HS



CONTENT CREATOR

91 - BY THE NUMBERS

TASK: Compile stats and facts about your school and community. For example, you could do a spread on the library and load it with interesting number-based information. How many books are in the library? What about eBooks? How many books do students check out each year? What's the most popular book? How many classes run on average each day in the libraries space? How many reams of paper are used at the copiers? What percentage of students use the library on a weekly basis?

COMMUNICATION: Copy and paste for your yearbook staff members: "Hey everyone! This week for yearbook content, we are digging for data and statistics about our school community. Develop some key questions about [TOPIC GOES HERE] and then complete one poll/survey for your eventual factoid/mod as part of that larger spread on [TOPIC GOES HERE]. We want to cover as many details and voices as possible on this topic, so no twist or viewpoint is too small. Make sure you include a visual element (infographic, photo, pulled quote, etc). Get your idea approved by the editors before doing the investigative work!"

POSSIBLE TWISTS:

- Brainstorm different types of visual design that can be done for this topic: maps, diagrams, how-to's, board games, split screens...get creative!
- Create a digital survey that is sent out once or twice a year to your student body. Cover a range of topics that will help you get some of the more challenging content for spreads in your book. Make sure the survey includes something for everyone in your student body by going beyond questions about classes, clubs, and sports.
- Improve your social media presence by engaging students with regular polls, surveys, and requests for submissions. Occasional contests and student recognition will help you build a great following, and it allows you to gather content remotely all year!
- Use visme.com to build SLEEK AND COOL infographics for your book!

INSPIRED DESIGNS: Take a look at these awesome layouts from the Herff Jones family that could work for this kind of topic! Recreate, modify, or let your creative brain lead you to something entirely new - whatever you choose, it's all up to you!

LEXINGTON HS



LEGEND HS



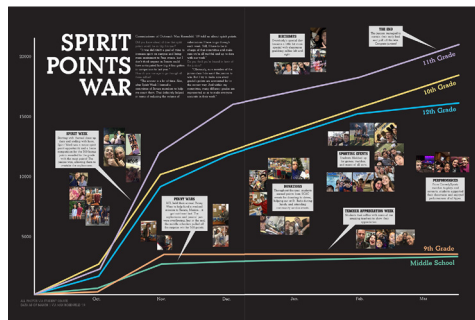
PALMER RIDGE HS



CHAPEL HILL CHAUNCY HALL



FLINTRIDGE PREP



ROCK RIDGE HS



CONTENT CREATOR

94 - FIRST DAY OF K, FIRST DAY OF 12

TASK: Collect photos from senior parents to show the seniors' first day of school compared to their last first day. High school seniors now have had most of their life photographed with digital cameras, so parents will likely be able to send photos from first day of kindergarten relatively easily. Do some pre-planning by asking seniors/senior parents to send in photos of their first day of kindergarten before school starts.

COMMUNICATION: Copy and paste for your senior class or senior parents:

"Hi seniors! The yearbook staff is looking to celebrate you as much as we can this year, and we would like to start out by celebrating the first day of your senior year. Please have your parent or guardian take a picture of you one the first official day. Be creative and use signs! Bonus: if you have your first day of kindergarten photo to share as well, we'd love to do a now and then. Please send all pictures to **[ADVISER NAME]** at **[EMAIL ADDRESS HERE]**.

POSSIBLE TWISTS: Depending on how your school year plans to start, you can do a lot of "First Day" options.

- Online vs In Person: have students take a photo to reflect which learning environment they have chosen.
- Freshman vs. Senior First Day: How are the two classes handling the first day?
- First Day Style: are masks required? Show off students' mask style.
- Teacher Feature: How this first day is different from any before.
- Are there any usual Friday Day traditions that are changed this year? What's happening in their place?

INSPIRED DESIGNS: Take a look at these awesome layouts from the Herff Jones family that could work for this kind of topic! Recreate, modify, or let your creative brain lead you to something entirely new - whatever you choose, it's all up to you!

ROBINSON HS




CHESTATEE HS




LAKE CENTRAL HS



RICHMOND HILL HS



LAMBERT HS



PLEASANT GROVE HS



CONTENT CREATOR

103 - STAYCATION

TASK: Collect photos and stories from students who vacationed within the confines of our state.

COMMUNICATION: Copy and paste to send to students or post to social media.

"Did you vacation in our state this year? Did you vacation with your family or friends? Did you camp in our state (including in your own backyard?) We would like to hear your story and feature your staycation in our yearbook. We appreciate any information or photos you can share with us. Please share photos through [\[SUBMISSION METHOD HERE\]](#). You may communicate with us directly via [\[EMAIL ADDRESS HERE\]](#). Thank you in advance! The Yearbook Staff"

POSSIBLE TWISTS: Specific angles to consider taking:

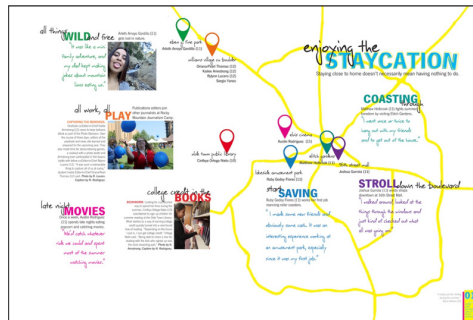
- Local Hotels for a Staycation
- Camping in Our State
- Favorite Activities During a Staycation
- Contrast vacation plans that were cancelled vs. what people actually ended up doing

INSPIRED DESIGNS: Take a look at these awesome layouts from the Herff Jones family that could work for this kind of topic! Recreate, modify, or let your creative brain lead you to something entirely new - whatever you choose, it's all up to you!

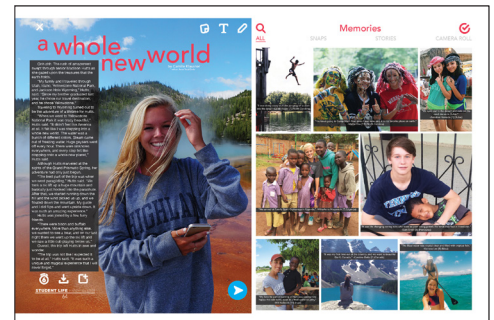
MCLEAN HS



ARVADA HS



CHRIST PRESBYTERIAN HS



ROBINSON MS



SMOKY HILL HS



SOUTH FORSYTH HS



CONTENT CREATOR

112 - 10 THINGS EVERYONE FROM HERE MUST DO

TASK: Every town and every school has *the things* everyone needs to do before they graduate or leave town. Cover these traditions and your community at large by making the list of the 10 things everyone must experience before they leave the high school.

COMMUNICATION: Copy and paste for your yearbook staff members:

“Hey crew! We are going to do a feature on the 10 things everyone needs to experience before they graduate and/or leave [TOWN NAME HERE]. I need you to informally poll people of all grades to find the common answers to what should be on that list. Answers could range from taking Driver’s Ed with Coach to shopping at the Farmer’s Market on Thursday to eating fried clams at Harry’s to getting stuck in the last stall of the third floor bathroom. Form this list, get pictures of students doing these very things, and get a quote from each person about WHY this is such a “thing”. Upload content to eDesign under [TOPIC HERE].”

POSSIBLE TWISTS: Specific angles to consider taking:

- Focus specifically on rites of passage for the high school.
- Focus specifically on locations in your town.
- 10 urban legends of the school/town
- 10 moments that made the year
- 10 cliches of high school that are true

INSPIRED DESIGNS: Take a look at these awesome layouts from the Herff Jones family that could work for this kind of topic! Recreate, modify, or let your creative brain lead you to something entirely new - whatever you choose, it’s all up to you!

CORONA DEL SOL HS




MUNSTER HS



MCLEAN HS



TEXAS HS



WALNUT CAYUSE HS



TEMPLE CITY HS



CONTENT CREATOR

118 - STUDENT GOVERNMENT

TASK: Interview members of student government to learn about their unique experiences this year.

COMMUNICATION: Copy and paste for your staff members.

"Hey staff! This week's assignment is to interview leadership/student government students and officers. Please email me the name of one student you will interview so I can approve. Ask them the following questions: What is required of you? What have you done in student government that no one knows about? Create a Google Doc with your responses to turn in. Additionally, please get a photo of this student and upload to eDesign with the topic Student Government."

POSSIBLE TWISTS: Student government is responsible for many student experiences and activities, many of which may be cancelled or rescheduled. Consider a different angle on your coverage of student government by asking the following questions:

- What plans had to change due to COVID?
- How did you hold meetings and what was it like?
- How did your role in student government change this year?
- What were the biggest successes you experienced?
- What were the biggest challenges you faced in student government?
- If you are returning next year, what are you most looking forward to?

INSPIRED DESIGNS: Take a look at these awesome layouts from the Herff Jones family that could work for this kind of topic! Recreate, modify, or let your creative brain lead you to something entirely new - whatever you choose, it's all up to you!

PELHAM MEMORIAL HS




ANTELOPE HS



POTOMAC FALLS



MIRMAN SCHOOL



MADISON HS



SIERRA MS

